

## **The rare earth elements geochemistry of Lingshan tungsten-tin-bearing granites and their applications to petrogenesis of the granites**

YUAN ZHONGXING, BAI GE and LI SHUANGBAO  
Institute of Mineral Deposits,  
Chinese Academy of Geological Sciences, 26 Baiwanzhuang Road,  
Beijing, People's Republic of China

**Abstract:** The Lingshan granite complex mainly consists of 4 rock types: (1) coarse porphyritic hornblende-biotite granite (140 Ma); (2) medium-coarse grained biotite granite (127 Ma); (3) medium-fine grained albitized zinnwaldite-bearing granite (100–126 Ma); (4) granite porphyry. In this paper, the petrological characteristics, petrochemical composition and rare earth elements (REE) contents of the various rock types and the REE contents of 5 rock-forming minerals are given. With the aid of petrochemical compositions and REE data the authors have discussed the genesis of the granites. It is postulated that a melt of the granite complex had been derived from Proterozoic phyllite-tuffite by partial melting and that crystal differentiation might have played an important role in the formation of Granite 2 and Granite 3.

### REGIONAL GEOLOGY

The Lingshan granites are located in Jiangxi province, Southern China. Geotectonically its location falls on the southwestern rim of the transitional zone—Qiantang Sag between the Yantze meta-platform and the Caledonian fold zone of Southern China. A deep fracture zone, the northeast Jiangxi fracture, passes through the northern district close to the Lingshan granites.

The regional basement strata are epi-metamorphic volcano-sedimentary rock series, belonging to the Late Proterozoic group. These are composed of sedimentary argillo-arenaceous clastic rocks and volcanic clastic rocks intercalated with lava. Under regional metamorphism, they gave rise to a set of epi-metamorphic rock series with a thickness of about 18,000 m, in which tuffaceous phyllite-tuffite have a wide distribution.

The Palaeozoic group consists mainly of a set of volcanic formation and Paraflysch formation, 10,000 m in thickness. The upper Palaeozoic and Mesozoic strata are weakly developed in the area. In these strata only a few volcanic rocks and red sandstone-shale formations can be seen in the southern part of the area. The neighbouring country rocks of the Lingshan granites are Sinian silicified phyllite, sericitized phyllite and silicified slate, Cambrian calcareous shale and impure limestone, as well as a few Triassic sandstones and shales (Fig. 1).

The Mesozoic tectonic movements were mainly due to faulting. Along the faults there occur a large number of volcanic rocks and intrusions. These range in chemical composition from ultrabasic, acidic to alkaline. The acidic and intermediate rocks in particular have been widely distributed over the area. In these rocks one of the most

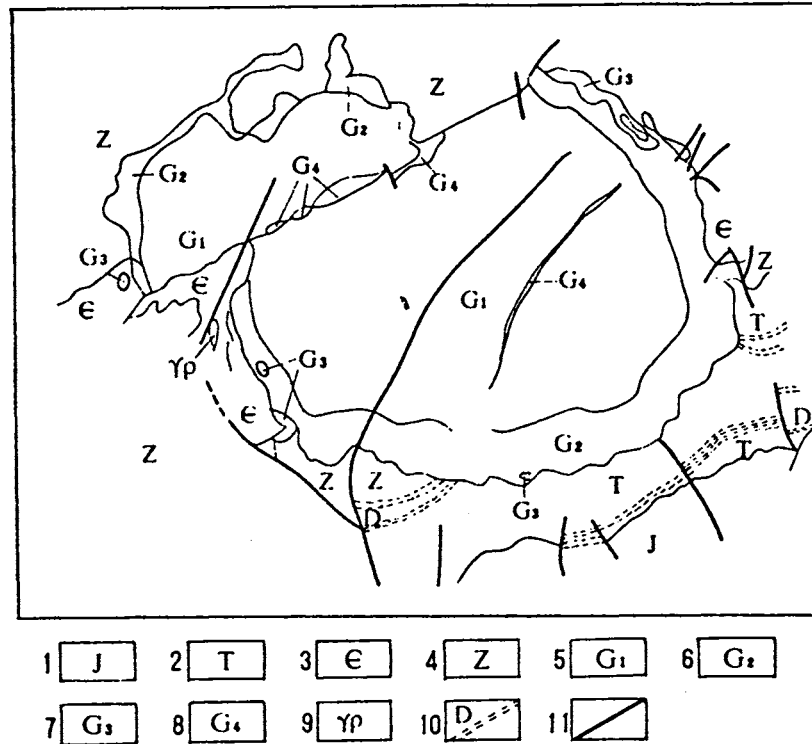


Fig. 1. Generalized geological map of Lingshan granite complex  
 1—Jurassic; 2—Triassic; 3—Cambrian; 4—Sinian; 5—coarse porphyritic hornblende-biotite granite; 6—medium-coarse grained biotite granite; 7—medium-fine grained albitized granite; 8—granite porphyry; 9—pegmatite; 10—fracture zone; 11—fault.

interesting intrusions is the Dexin granodiorite porphyry, which is about 20 km from the Lingshan granites. Its chemical and mineralogical composition is similar to that of the enclaves in the Lingshan granites. This is the site of the famous ore deposit in China—the Dexin porphyry copper.

#### GEOLOGY OF THE GRANITES

The Lingshan intrusions, with an outcrop of about 200 km<sup>2</sup>, occur as a ring granite complex which consists of stocks, bosses and apophyses. The last two always appear on the periphery of the stocks. The rock bodies were intruded into the Palaeozoic phyllite and limestone formation and have a sharp contact. The isotopic ages of mica of the granites determined by K-Ar method are 90–140 Ma.

The granite complex consists mainly of 4 rock types (Fig. 1) of various ages:

1. Granite 1—coarse porphyritic hornblende-biotite granite (140 Ma)
2. Granite 2—medium-coarse grained biotite granite (127 Ma)

3. Granite 3—medium-fine grained albitized zinnwaldite-bearing granite (100–126 Ma)
4. Granite 4—granite porphyry (90 Ma.).

The tungsten-tin mineralization in the area always appears on the exocontact zone of the granite complex. The tungsten-tin minerals are mainly cassiterite and wolframite and occur mainly in greisens and quartz veins. Gangue minerals in veins are quartz, zinnwaldite, topaz, fluorite and hematite, etc. A few tungsten-tin minerals are also found in the altered granites.

The tungsten-tin mineralization is genetically related to the albitized zinnwaldite granite, but these granites are also genetically related to Granites 1 and 2.

Granite 1 with a  $\text{Sr}^{87}/\text{Sr}^{86}$  initial ratio of 0.7054 has a coarse-grained and porphyritic texture. It is light-grey in colour and the phenocrysts are mainly orthoclase, plagioclase (An 23–32) and quartz. The ground mass consists chiefly of plagioclase, microcline, quartz, biotite and hornblende. Contents of different minerals in this rock are: orthoclase 20–30%; microcline 10–20%; oligoclase 25–35%; quartz 20–25%; biotite 4–7% and hornblende 2–4%. Accessory minerals are mainly magnetite, ilmenite, sphene, allanite, apatite, zircon, thorite, etc.

Granite 2 with a pink to brown colour, possesses an even grained and massive structure. The rock contains microcline 40–60%; oligoclase (An 20–30) 10–30%; quartz 20–30% and biotite 4–6%. This granite is characterized by the absence of hornblende. The accessory minerals are characterized by the absence of sphene and allanite, but are rich in monazite, magnetite, zircon, fluorite, anatase, etc.

In the two above-mentioned granites there are a lot of dark grey enclaves. They are characterized by spherical or oval shapes with diameters ranging from 5 to 100 cm. The mineralogical compositions of these enclaves are similar to that of the Granite 1, but they contain more melanocratic minerals. Based on the mineralogical and petrological characteristics, it seems that the enclaves are residues of older crustal rocks which suffered partial melting.

Granite 3 is an albitized zinnwaldite granite. It has a fine-medium grained texture, light-grey colour and appears near the contact zone, especially on the exocontact zone. The area of these granites is about 0.1 km<sup>2</sup>. In these rock bodies, albitization is developed in varying degrees. The rock-forming minerals are microcline 41–60%; albite (Ab 1–3) 5–10%; oligoclase 10–20%; zinnwaldite 5–7% and quartz 25–35%. Accessory minerals are magnetite, zircon, nioborutile, cassiterite, wolframite, columbite, topaz, fluorite etc.

Granite 4 is a granite porphyry which occurs as dykes.

#### PETROCHEMICAL COMPOSITION AND REE CONTENTS OF THE GRANITES

The petrochemical compositions of the four types of granites, Proterozoic phyllite-tuffite and the Dexin granodiorite porphyry are listed in Table 1. Samples were

**TABLE 1**  
CHEMICAL COMPOSITION (%) OF SEVEN ROCK TYPES

Rock name	Phyllite-tuffite	Granodiorite porphyry	Granite enclave	Hornblende—biotite granite							Albitized granite							Granite porphyry						
				G <sub>1</sub>							G <sub>2</sub>													
Rock symbol.	P	G <sub>D</sub>	G <sub>E</sub>	5	6	7	8	9	10	11	12	13	14	15	16	17	18	19	20	21	22	23	G <sub>3</sub>	
Sample No.	1	2	3	4	5	6	7	8	9	10	11	12	13	14	15	16	17	18	19	20	21	22	23	G <sub>3</sub>
SiO <sub>2</sub>	64.16	65.40	63.40	63.22	66.90	66.33	62.46	69.52	69.05	67.75	59.89	71.87	69.22	68.42	73.02	74.98	73.33	75.98	72.84	75.66	73.88	73.33	73.51	70.77
TiO <sub>2</sub>	0.72	0.69	0.46	0.45	0.80	0.84	0.93	0.54	0.55	0.61	0.48	0.40	0.55	0.55	0.22	0.44	0.16	0.04	0.07	0.21	0.05	0.06	0.04	0.46
Al <sub>2</sub> O <sub>3</sub>	16.28	14.46	15.78	15.07	14.03	14.38	14.94	13.85	13.96	13.83	14.01	13.43	13.87	13.78	12.96	10.56	12.64	12.85	14.38	12.41	14.30	13.19	13.32	13.47
Fe <sub>2</sub> O <sub>3</sub>	1.95	1.61	2.32	2.55	1.20	1.22	2.83	1.13	1.17	1.11	2.89	3.27	1.66	1.23	0.76	1.08	0.65	0.29	0.33	0.55	0.16	0.90	1.30	1.40
FeO	4.30	4.80	2.34	2.89	3.56	3.92	3.57	2.50	2.35	3.35	0.37	0.24	2.81	2.99	1.43	2.22	1.49	0.74	1.09	1.38	0.78	0.36	0.93	1.89
CaO	1.04	1.51	3.71	3.83	1.91	2.44	2.55	1.80	2.12	1.90	0.23	—	1.75	1.59	0.73	1.11	0.48	0.16	0.16	0.29	0.10	0.68	0.48	1.11
MgO	2.10	2.05	2.32	2.55	1.18	1.23	1.20	0.36	0.67	0.81	0.96	1.01	0.49	0.74	0.15	0.01	0.48	0.05	0.10	0.29	0.07	0.16	0.48	0.55
MnO	0.14	0.14	0.03	0.05	0.09	0.09	0.11	0.05	0.06	0.08	0.04	0.08	0.06	0.08	0.03	0.04	0.04	0.01	0.02	0.02	0.01	0.04	0.08	0.05
K <sub>2</sub> O	3.32	2.64	3.13	3.38	4.20	3.95	6.32	4.98	5.08	5.35	5.72	5.44	5.05	5.00	5.15	4.73	5.13	3.85	5.30	3.50	4.85	3.70	3.60	5.32
Na <sub>2</sub> O	2.20	2.45	3.65	3.78	4.35	4.25	3.60	3.95	3.73	3.70	3.68	3.03	3.70	3.60	4.45	3.50	3.84	4.83	4.83	4.40	4.80	5.18	5.00	3.33
P <sub>2</sub> O <sub>5</sub>	0.17	0.20	0.04	0.25	0.22	0.21	0.33	0.16	0.14	0.18	0.10	0.10	0.15	0.18	0.04	0.05	0.06	0.04	0.02	0.05	0.05	0.04	—	0.13
H <sub>2</sub> O <sup>+</sup>	3.00	3.02	1.98	1.12	0.82	—	0.72	0.24	—	0.55	0.67	1.63	0.69	0.76	0.22	0.28	0.57	0.12	0.46	0.44	0.44	0.39	0.39	1.08
H <sub>2</sub> O <sup>-</sup>	—	—	—	—	0.24	—	0.12	0.22	—	0.14	0.45	0.25	—	—	0.20	0.12	0.21	0.24	0.24	0.14	0.08	0.61	0.38	—
CO <sub>2</sub>	—	—	—	0.21	0.07	—	0.27	0.05	—	0.23	—	—	—	—	0.06	0.14	—	0.04	0.13	0.01	0.07	—	—	—
F	—	—	0.04	—	0.18	0.35	0.13	0.20	0.25	0.18	0.28	—	—	—	0.12	0.27	0.28	0.08	0.14	0.12	0.07	0.24	0.36	0.06
Total	99.38	99.03	99.31	99.35	99.77	98.88	100.08	99.56	99.54	99.77	99.25	100.85	100.00	98.92	99.55	99.51	99.26	99.38	100.11	99.55	99.73	98.86	99.76	99.63

Chemical composition (%)

TABLE 2  
AVERAGE CHEMICAL COMPOSITION (%) OF THE FOUR TYPES OF GRANITES

Rock symbol	G <sub>E</sub>	G <sub>1</sub>	G <sub>2</sub>	G <sub>3</sub>
No. of samples	3	4	3	6
Chemical composition (%)				
SiO <sub>2</sub>	65.19	69.44	73.77	74.20
TiO <sub>2</sub>	0.86	0.52	0.26	0.08
Al <sub>2</sub> O <sub>3</sub>	14.45	13.82	12.05	13.40
Fe <sub>2</sub> O <sub>3</sub>	1.75	1.78	0.83	0.59
FeO	3.68	2.09	1.71	0.88
CaO	2.29	1.56	0.77	0.31
MgO	1.20	0.72	0.28	0.19
MnO	0.09	0.07	0.04	0.03
K <sub>2</sub> O	4.75	5.23	5.00	4.13
Na <sub>2</sub> O	4.67	3.63	3.86	4.84
P <sub>2</sub> O <sub>5</sub>	0.25	0.15	0.08	0.04
F	0.22	0.23	0.22	0.18
CO <sub>2</sub>	0.17	0.14	0.10	0.08
H <sub>2</sub> O <sup>+</sup>	0.77	0.76	0.36	0.32

analysed by routine chemical analysis. The average chemical compositions of the 4 types of granites are shown in Table 2 while Figure 2 describes the systematic variations of SiO<sub>2</sub>, K<sub>2</sub>O, Na<sub>2</sub>O, TiO<sub>2</sub>, CaO, etc. It may be seen that from the enclaves through the early Granites 1, 2 to the late Granite 3, the contents of SiO<sub>2</sub> progressively increase and Al, Fe, Ca, and Mg gradually decrease. From Table 1 it may also be seen that the Dexin granodiorite porphyry approaches the enclave in composition.

The contents of rare earth elements (REE) of the 7 rock types in Table 1 are listed in Table 3. In this table, samples Nos. 5, 8, 12 and 16 were analysed by neutron activation and others by the inductively-coupled plasma method. Samples 5 and 6, 8 and 9, 12 and 13, 16 and 17 were analysed by both methods and hence a comparison could be made between these two methods. From Table 3 it can be seen that values of the same samples which were performed by different methods are very close to each other.

The chondrite REE normalized diagrams are shown in Figures 3 and 4. Table 4 shows rare earth element contents of 5 minerals in Granite 1, i.e. sphene, hornblende, biotite, oligoclase and alkali feldspar. The mineral/rock distribution coefficients for REE are shown in Figure 5. From this figure it may be seen that for sphene and hornblende, their REE ratios in mineral/rock are more than 1 while for feldspar and biotite, their REE ratios in mineral/rock are less than 1. This may be due to crystal differentiation in the granite. Table 5 shows a characteristic ratio of different rocks of Lingshan complex.

#### GENETIC DISCUSSION OF LINGSHAN GRANITES

From Figures 3 and 4, it may be seen that the chondrite normalized patterns of

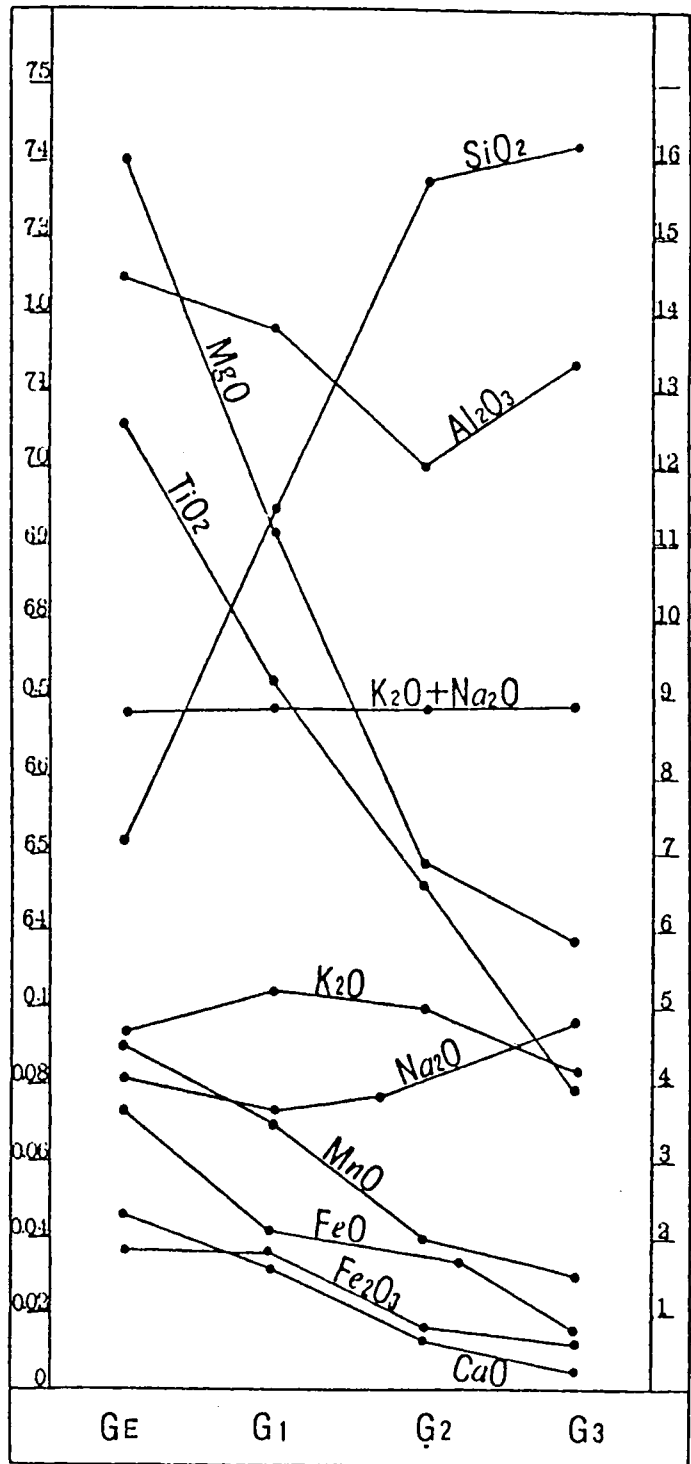


Fig. 2. Diagram showing systematic variation of petrochemical composition

TABLE 3  
RARE EARTH ELEMENT CONTENTS OF THE SEVEN ROCK TYPES

Rock name	Phyllite-tuffite	Granodiorite porphyry	Granite enclave	Hornblende-biotite granite	Biotite granite	Albitized granite	Granite porphyry										
Rock symbol	P	G <sub>1D</sub>	GE	G <sub>1</sub>	G <sub>2</sub>	G <sub>3</sub>	G <sub>4</sub>										
Sample No.	1	2	3	4	5	6	7	8	9	10	11	12	13	14	15	16	17
La	35.43	35.16	32.60	13.64	65.88	64.07	69.93	80.85	79.16	68.96	68.98	129.40	112.87	20.81	66.15	67.80	75.16
Ce	75.78	76.90	62.07	21.98	121.00	128.52	149.36	145.00	141.78	139.58	147.16	225.00	214.43	42.00	43.54	127.00	136.32
Py	8.15	8.51	6.27	3.48	—	15.06	16.25	—	15.05	14.12	14.64	—	20.39	4.15	2.10	—	14.48
Nd	31.12	32.48	19.44	10.29	64.70	54.25	58.16	70.00	50.80	49.45	49.01	89.80	62.40	11.38	7.62	108.00	50.83
Sm	6.97	7.66	4.16	1.81	9.07	10.45	10.10	9.56	10.18	9.05	10.05	11.98	11.63	2.29	0.57	7.51	8.53
Eu	1.44	1.54	1.08	0.54	1.16	1.08	1.21	1.35	1.30	1.34	1.26	0.77	0.50	0.07	—	1.51	1.27
Gd	5.86	7.01	3.42	1.21	9.80	8.91	8.61	13.40	9.12	7.89	8.53	15.90	9.88	1.72	0.78	15.10	7.36
Dy	5.28	6.41	2.58	1.05	—	8.60	8.31	—	9.34	7.66	8.39	—	10.29	2.38	1.73	—	7.24
Ey	3.14	3.91	—	0.68	—	5.64	4.69	—	—	4.62	—	—	—	1.80	2.42	—	4.29
Yb	2.88	3.57	1.34	0.61	3.22	5.00	4.98	7.48	6.06	5.06	5.41	6.92	6.85	2.79	8.40	—	4.88
Lu	0.38	0.56	0.41	0.08	—	1.07	0.72	0.95	0.94	0.51	1.01	0.85	0.66	0.72	1.88	—	0.81
Y	26.51	32.96	13.07	5.04	—	46.53	46.23	—	52.16	43.25	45.40	—	63.67	7.38	4.42	—	42.58

TABLE 4  
RARE EARTH ELEMENT CONTENTS OF IVI MINERALS IN GRANITE I

REE	REE (P.P.M.)													
	La	Ce	Py	Nd	Sm	Eu	Gx	Dy	Ey	Yb	Cu	Y		
Sphene	968.15	4263.84	705.50	2971.80	735.04	29.25	699.50	740.92	482.73	520.81	81.81	4056.68		
Hornblende	923.21	1631.58	157.36	472.25	78.10	2.21	63.55	56.61	41.10	31.32	5.65	293.87		
Biotite	14.38	30.14	4.69	13.96	2.94	0.24	2.85	2.41	1.97	1.35	0.55	13.12		
Plagioclase	20.16	25.63	1.97	6.21	0.85	1.84	0.77	0.69	0.34	0.52	0.24	5.00		
K-feldspar	11.69	11.04	1.09	2.65	0.46	2.07	0.42	0.34	0.32	0.23	0.27	1.93		

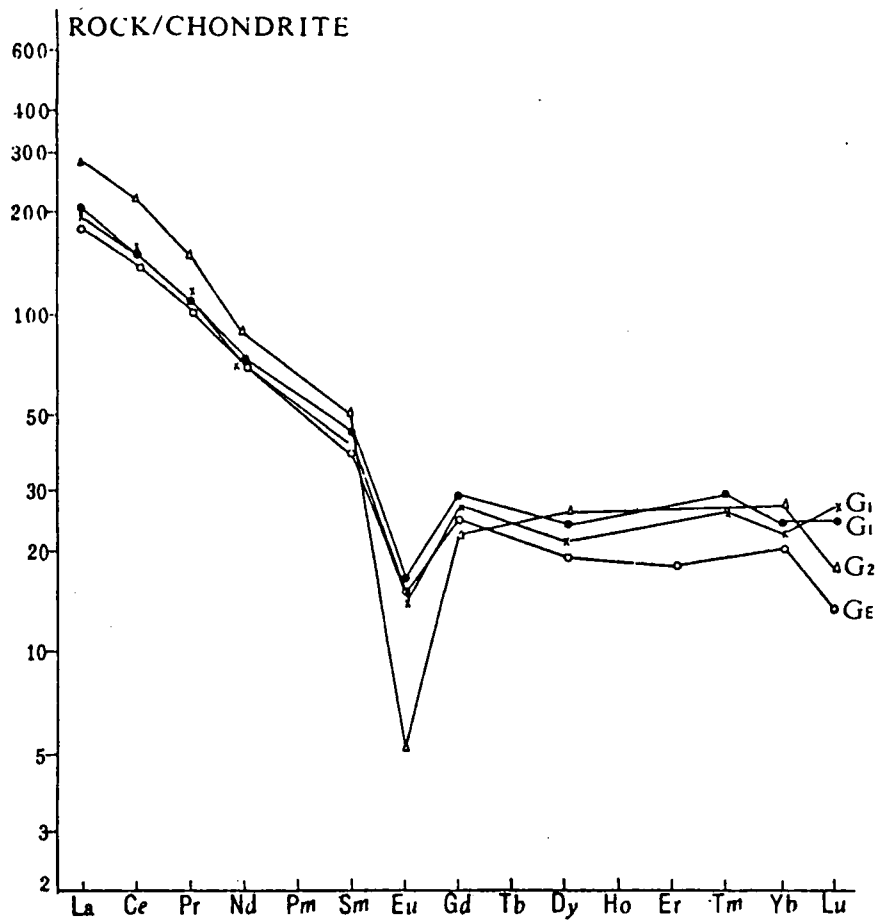
Fig. 3. Chondrite normalized REE diagrams of G<sub>E</sub>, G<sub>1</sub>, G<sub>2</sub>.

TABLE 5  
CHARACTERISTIC RATIOS OF REE FOR  
GRANITIC ROCKS OF THE LINGSHAN COMPLEX

Symbol Ratio	G <sub>E</sub>	G <sub>1</sub>	G <sub>2</sub>	G <sub>3</sub>
K/Rb	170.6	166.6	155.3	70.8
Rb/Sr	3.0	3.8	4.0	34.6
Li/Mg	0.01	0.02	0.04	0.18
Sr/Ba	0.21	0.14	0.10	0.16
Zr/Hf	17.8	10.6	9.4	14.2
La/Yb	14.0	13.9	18.4	7.46



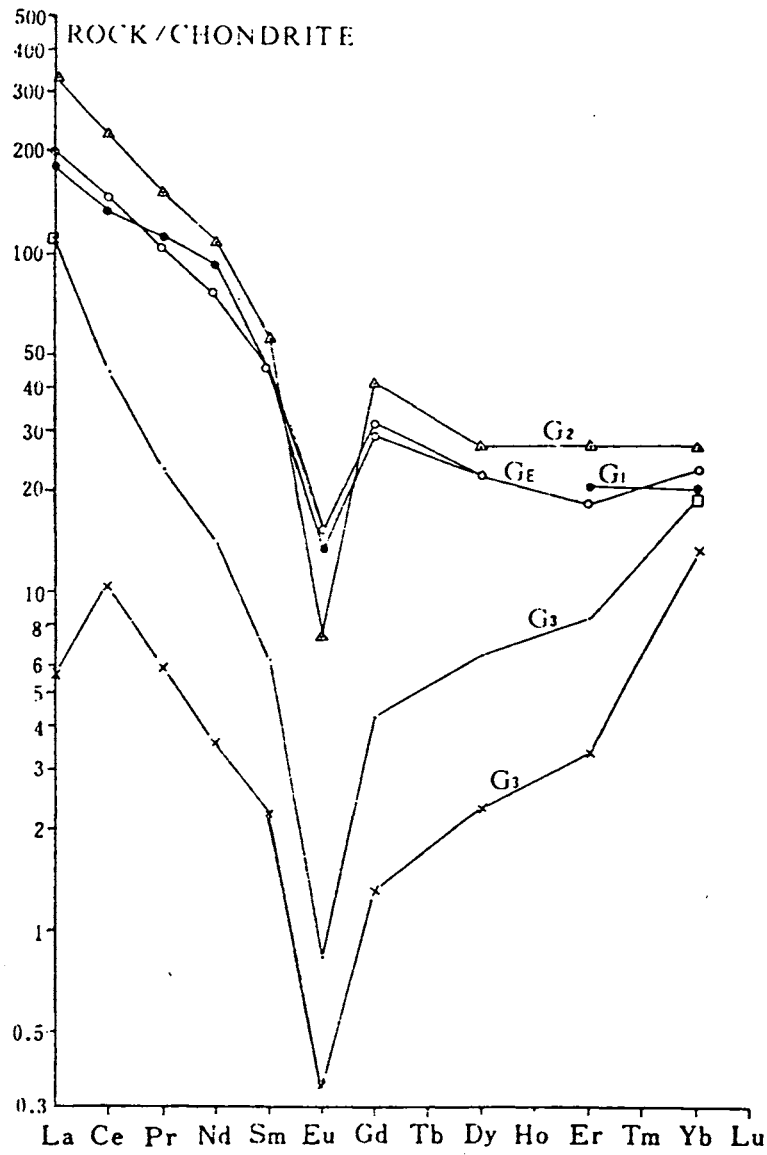


Fig. 4. Chondrite normalized REE diagrams of G<sub>E</sub>, G<sub>1</sub>, G<sub>2</sub>, G<sub>3</sub>.

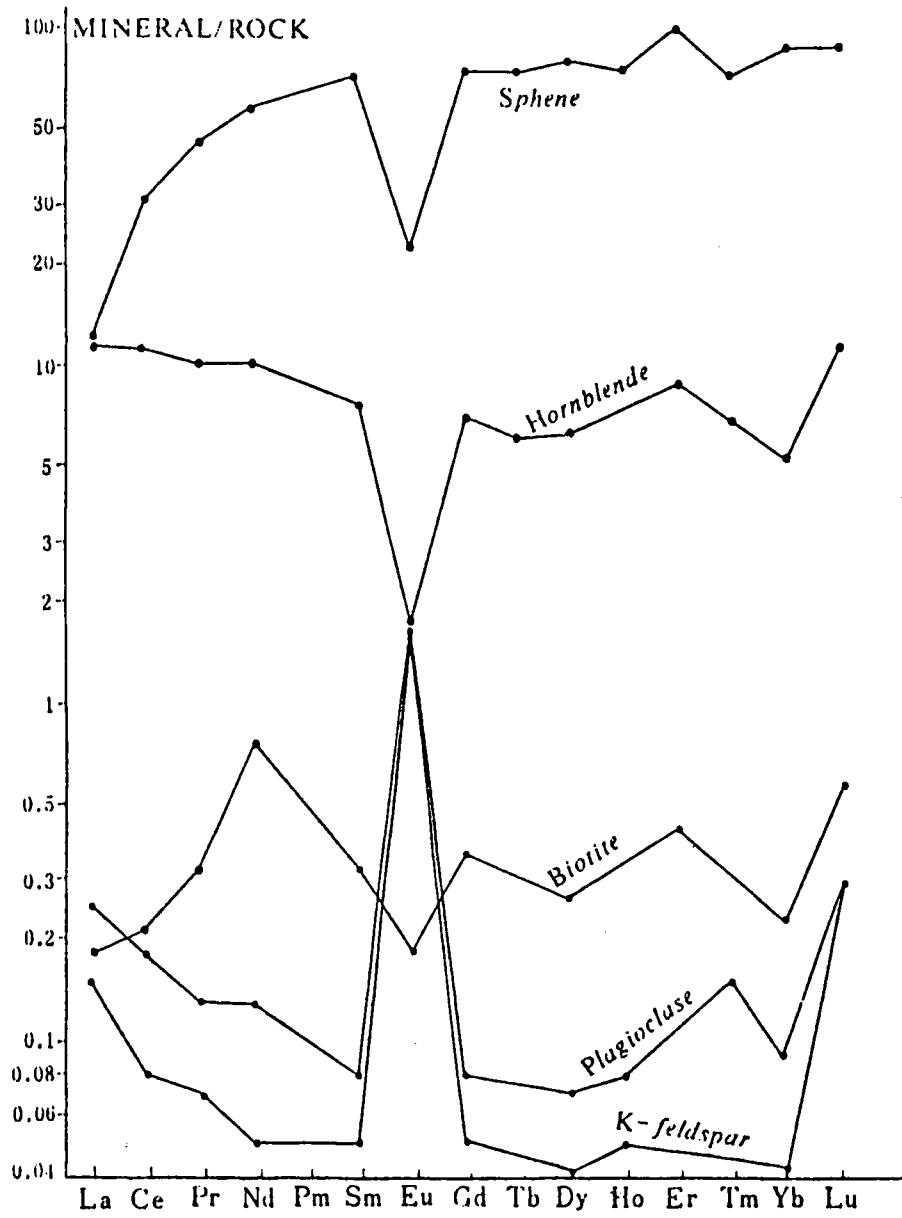


Fig. 5. Mineral/rock vs. REE pattern of the minerals.

the rocks are similar. They have an obvious negative Eu anomaly but REE abundances gradually decrease from one type to the other while the negative Eu anomaly is on the increase. From the systematic variation of Al, K, Si, Fe (Fig. 2), and the ratio of Nb/Ta, Zr/Hf, K/Rb, (Table 5), it may be suggested that there exists a certain relationship of consanguineous evolution among these granites. From Figure 5 it is also postulated that there exists a relationship of crystallization differentiation between Granite 1 and Granite 2. This may be proven by considering crystallizing sequences of different minerals in the granites, that is in order of sphene—hornblende—biotite—plagioclase—k-feldspar—quartz. Therefore, crystal differentiation might have also played an important role in the formation of Granite 2 and Granite 3.

As to the formation of the whole Lingshan granite complex, there are only four possibilities as follows:

1. Through a migmatization or granitization of country rock—Sinian phyllite and slate;
2. By way of a partial melting of the Sinian phyllite and slate;
3. The result of the crystal differentiation of granodiorite in depth;
4. By way of a partial melting of Proterozoic phyllite-tuffite.

Based on geological, petrological and geochemical evidences, it seems likely that the fourth possibility is the most reasonable. This is also confirmed by the rare earth data. With the aid of J.G. Schilling and J.W. Winchester's equation:  $C^1/C^0 = 1/D + F(1 - D)$  we calculated the distribution of REE in these granites. Here we considered contents of REE of the Proterozoic phyllite-tuffite as  $C^0$  and considered a bulk distribution coefficient of the enclave in Granite 1 as D (distribution coefficient of minerals from Arth and Hanson (1975)). Then we take  $F = 10, 20, 30, 35, 40, 50 \dots 100\%$  respectively and work out  $C^1$ . It is clear that the obtained values for  $C^1$  are very approximate to the rare earth content of Granite 1. Considering a low ratio  $Sr^{87}/Sr^{86}$  for Granite 1, the most reasonable parent of Granite 1 would appear to be the Proterozoic phyllite-tuffite.

Therefore it may be concluded that the melts of the Lingshan granites, especially Granite 1, had been derived from the Proterozoic phyllite-tuffite by 30–40% partial melting and a corresponding residue would be as such a rock whose mineralogical and petrochemical composition are similar to that of the enclave in Granite 1. This conclusion is consistent with results of geological research in this area.

#### REFERENCES

- ARTH, J.G. and HANSON, G.N., 1975. Geochemistry and origin of the Early Precambrian crust of Northeastern Minnesota. *Geochimica et Cosmochimica Acta*, 39, 325–362.